




## Features

- Excellent color rendering (96+ CRI)
- Color temperatures from 2400K to 4000K
- 280-570 lumens per foot performance
- Consumes only 7.8 watts per foot
- Dimmable with ELV dimmers
- Cuttable every 1.97"
- 13.1 foot max run
- (IP54) unjacketed or (IP65) jacketed versions
- 50,000 hours rated life

## Available CCT



## Control Options

- Trulux Single Color Controls  
Requires Adaptive Driver + Trulux Receiver
- Primary Side Dimming  
Requires Standard Dimmer + Adaptive Driver

## Listing / Ratings

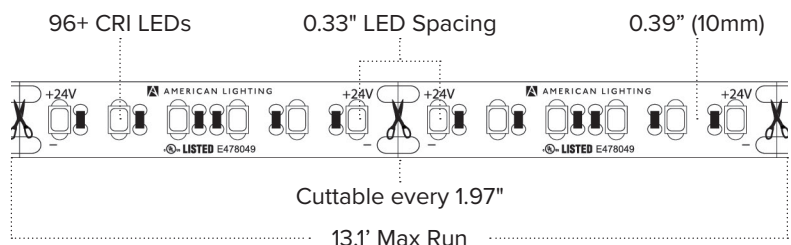


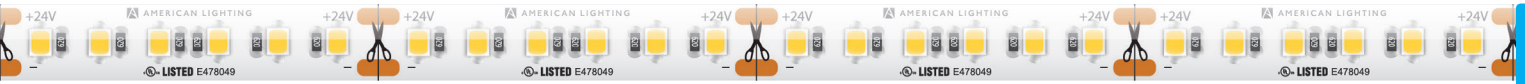
## TRULUX™ Spec Grade - 24V

At full brightness, Trulux Spec Grade tape light offers up to 570 lumens per foot making for a perfect solution when lighting installs require bright and impactful impressions. The superior light output is best used in large open spaces in both residential and commercial applications and is available in multiple color temps.

## Technical Information

Series	SPTL
Input Voltage	24V
CCT	2400K / 2700K / 3000K / 4000K
CRI	96+
Wattage	7.8W per ft
Lumens	Up to 570Lm per ft
Max Run	13.1 feet
Cuttable	Every 1.97"
IP Rating	IP54 (unjacketed) / IP65 (jacketed)
Dimmable	5-100%
Rating	cULus Listed
Rated Life	50,000 hrs





**2400K**

**Deluxe Warm White**

7.8W per ft / up to 480Lm per ft

**2700K**

**Ultra Warm White**

7.8W per ft / up to 485Lm per ft

**3000K**

**Warm White**

7.8W per ft / up to 525Lm per ft

**4000K**

**White**

7.8W per ft / up to 570Lm per ft

13.1ft Reels



**SPTL-UWX-13** (13.1' / 480Lm/ft)

**SPTL-UWW-13** (13.1' / 485Lm/ft)

**SPTL-WW-13** (13.1' / 525Lm/ft)

**SPTL-WH-13** (13.1' / 570Lm/ft)



**SPTL65-UWX-13** (13.1' / 280Lm/ft)

**SPTL65-UWW-13** (13.1' / 290Lm/ft)

**SPTL65-WW-13** (13.1' / 310Lm/ft)

**SPTL65-WH-13** (13.1' / 320Lm/ft)

Custom Cut



**SPTL-UWX-CC** (480Lm/ft)

**SPTL-UWW-CC** (485Lm/ft)

**SPTL-WW-CC** (525Lm/ft)

**SPTL-WH-CC** (570Lm/ft)

SPTL (IP54) 13.1ft Reels include: Attached 3ft lead wires / (3) TL-CONKIT / (3) TL-BKS  
 SPTL65 (IP65) 13.1ft Reels include: (1) Male + (1) Female connectors / (3) TL-CONKIT  
 Custom Cut: Please allow up to 2-4 weeks for custom cut order processing and delivery

## Building a Single Color Trulux System?

See pages (30-31) for compatible single color Trulux controllers & accessories

### Trulux Single Color Accessories



Trulink 4-in-1  
Connector Kit  
**TL-CONKIT**



Trulink 4-in-1  
Connector Block  
**TL-BLKS** (Qty 10)



HD Power Feed (IP54)  
**TL-2PWR-HD**



HD Splice (IP54)  
**TL-2SPL-HD**

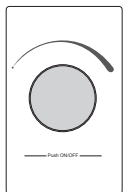


HD Linking Cable (IP54)  
**TL-2JUMP6-HD** (6")  
**TL-2JUMP24-HD** (24")



Linking Cable (IP65)  
**TL-2JUMP65-5** (6")  
**TL-2JUMP65-1** (12")  
**TL-2JUMP65-2** (24")

### Trulux Controller Set-up



Push Dial Controller  
(Single zone)



Adaptive LED Driver  
(30W / 60W / 96W / 192W / 288W)

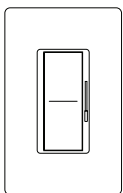


Trulux RF Receiver  
(Required per zone)



Trulux Tape Light

### Primary Side Dimming Set-up



Standard Dimmer



Adaptive LED Driver  
(30W / 60W / 96W / 192W / 288W)



Trulux Tape Light